

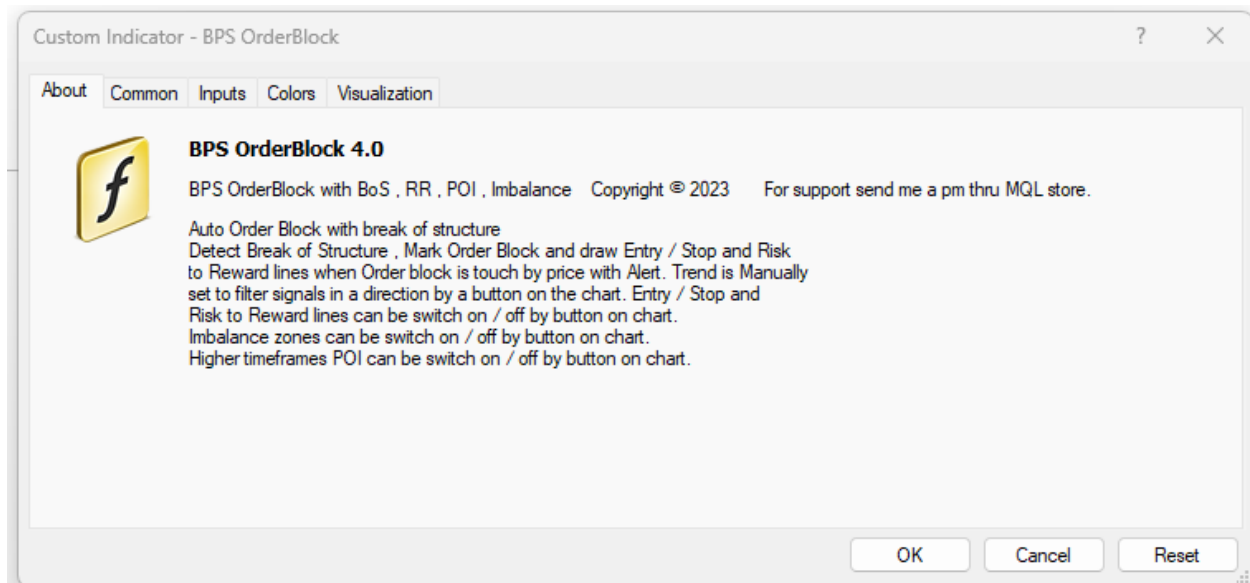
Auto Order Block with break of structure

Detect Break of Structure, Mark Order Block and draw Entry / Stop and Risk to Reward lines when Order block is touch by price with Alert. Trend is Manually set to filter signals in a direction by a button on the chart. Entry / Stop and Risk to Reward lines can also be switch on / off by button on chart.

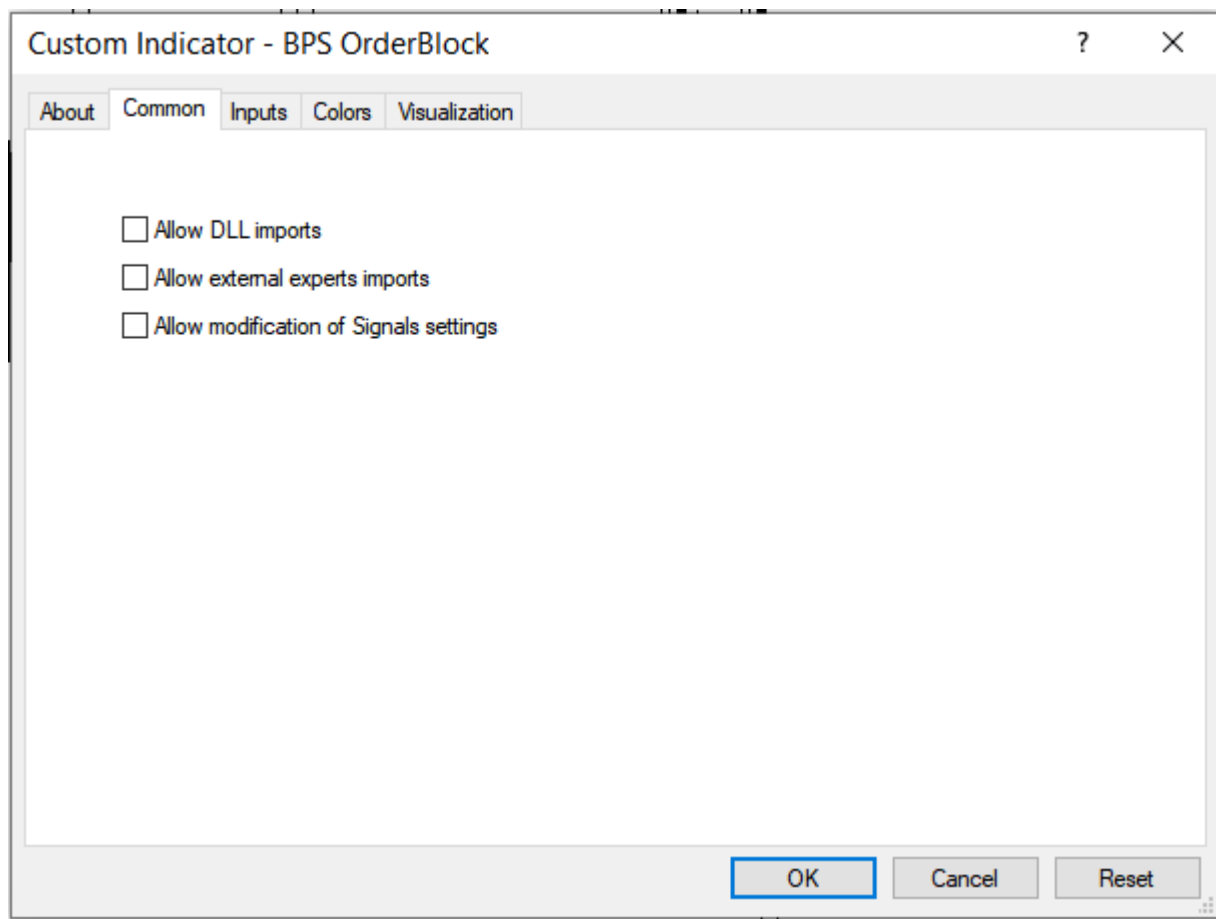
Futures

- Break of Structure (BoS) , On / Off by button
- Order block (OB) , On / Off by button
- Higher time frame Order block / Point of Interest (POI) , Multi time frame selected by button
- Fair value Gap (FVG) / Imbalance , Multi time frame selected by button
- Volume Imbalance , On / Off by button
- Gap's, On / Off by button
- Equal High / Low's , On / Off by button
- Liquidity , On / Off by button
 - Current Day High / Low
 - Previous Day High / Low
 - Current Week High / Low
 - Previous Week High / Low
 - Current Month High / Low
 - Previous Month High / Low
 - Daily Open
 - Weekly Open
- Sessions , Selected by button
 - Asian , London and NY sessions
 - Kill Zone
 - Silver Bullet
 - Judas Swing
- Alerts
 - BoS Alerts
 - New OB Formed Alerts
 - OB touched Alerts
 - OB and POI touch alerts
 - Fair value Gap (FVG)/ Imbalance touch Alerts
 - Equal High / Low Alerts
 - Liquidity touch Alerts

Add Indicator to chart.

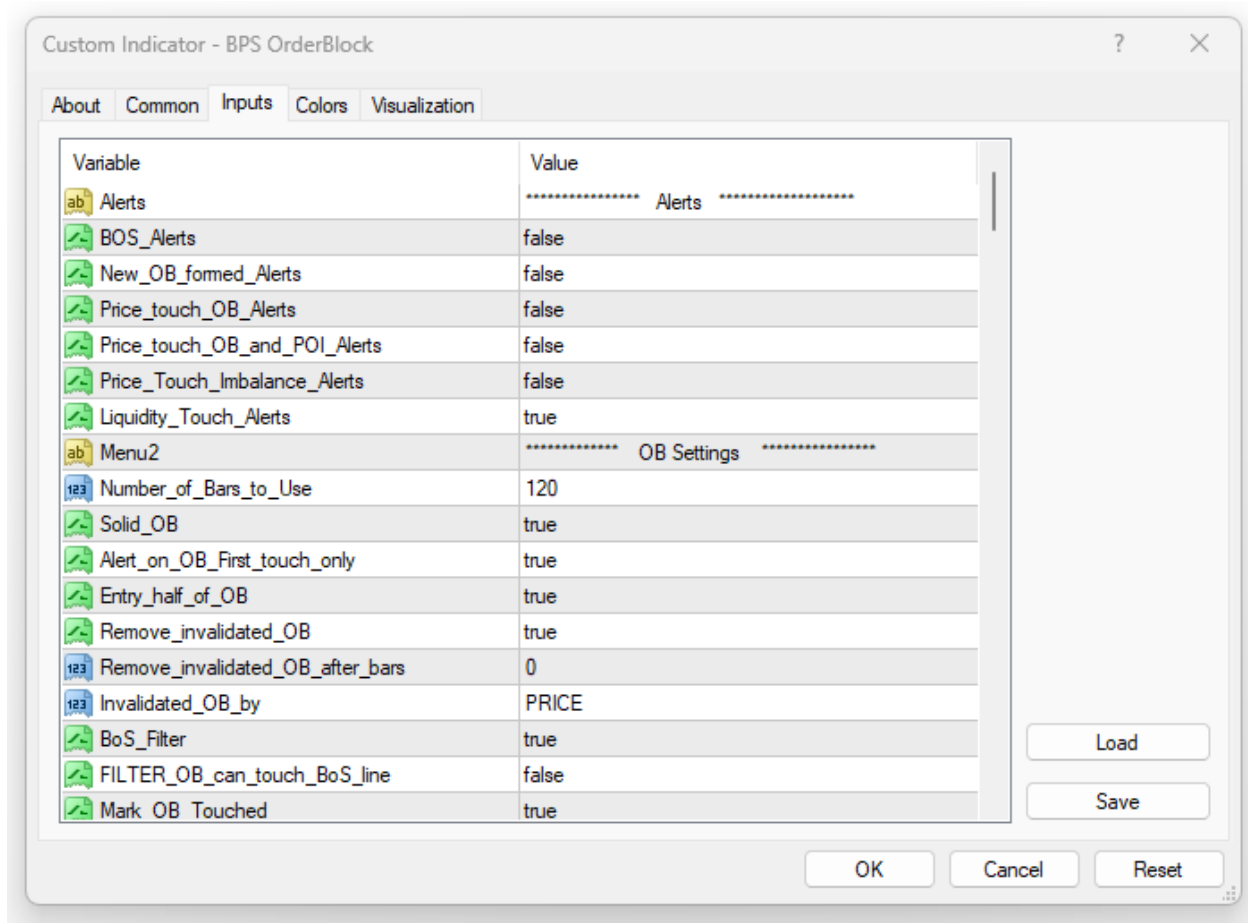


No DLL imports necessary



Default settings / Inputs screen:

The default setting is optimized for general use except for Alerts which is off by default.



Alerts:

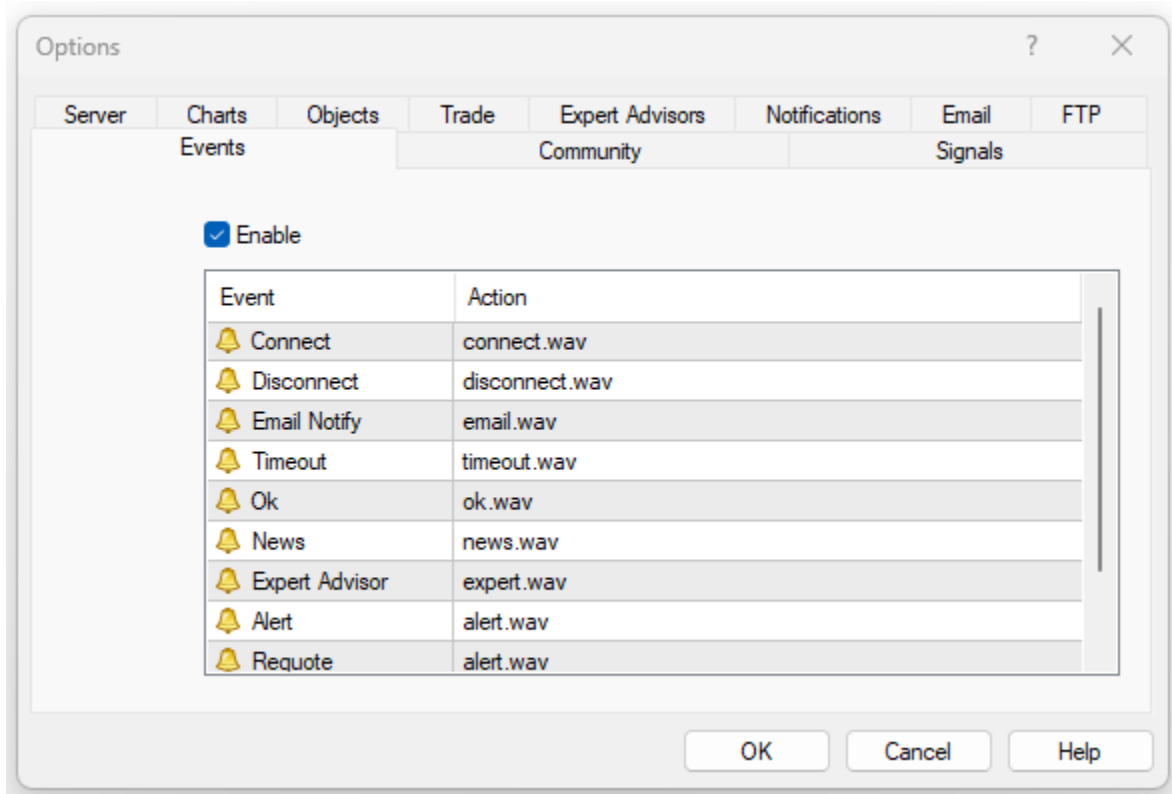
Variable	Value
ab Alerts Alerts
BOS_Alerts	false
New_OB_fomed_Alerts	false
Price_touch_OB_Alerts	true
Price_touch_OB_and_POI_Alerts	false
Price_Touch_Imbalance_Alerts	false
Liquidity_Touch_Alerts	true

Enable alerts by setting it to **true**

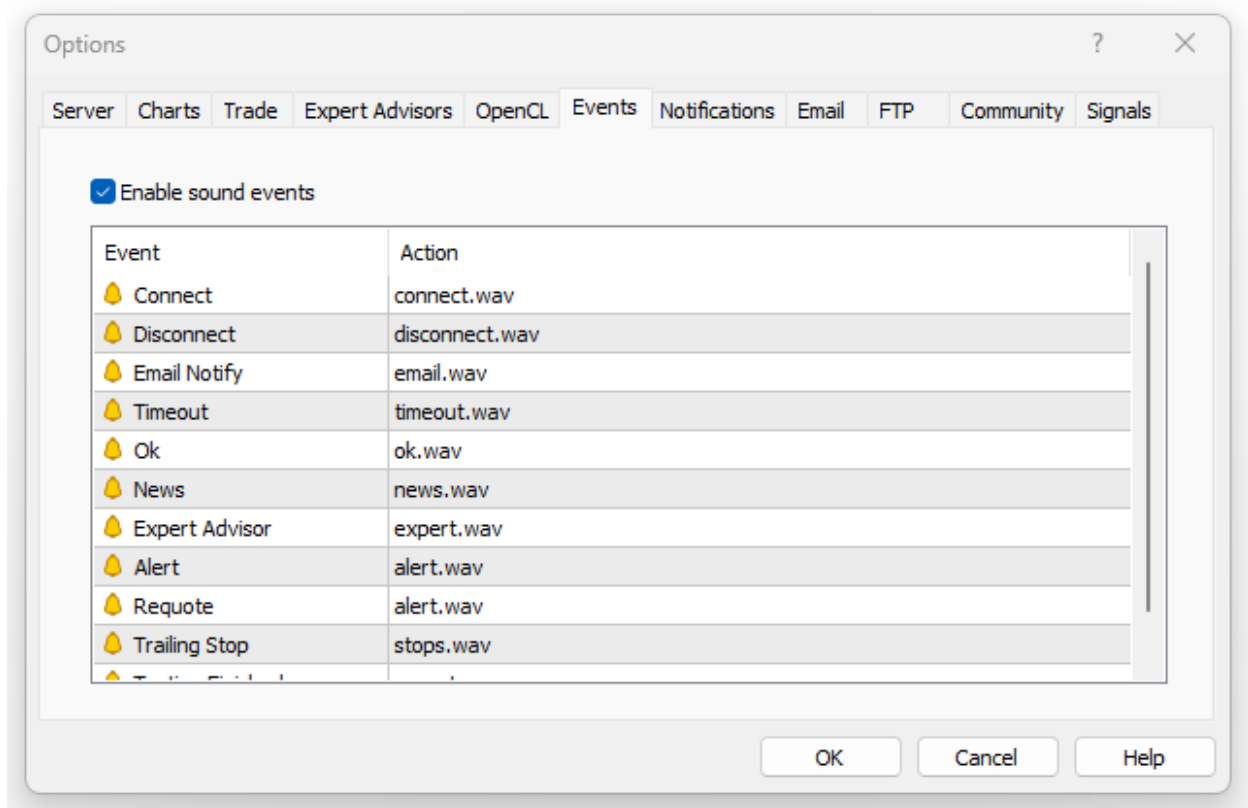
Audio Alerts

In Meta trader under Options – Events make sure Enable is ticked for audio alerts

MT 4



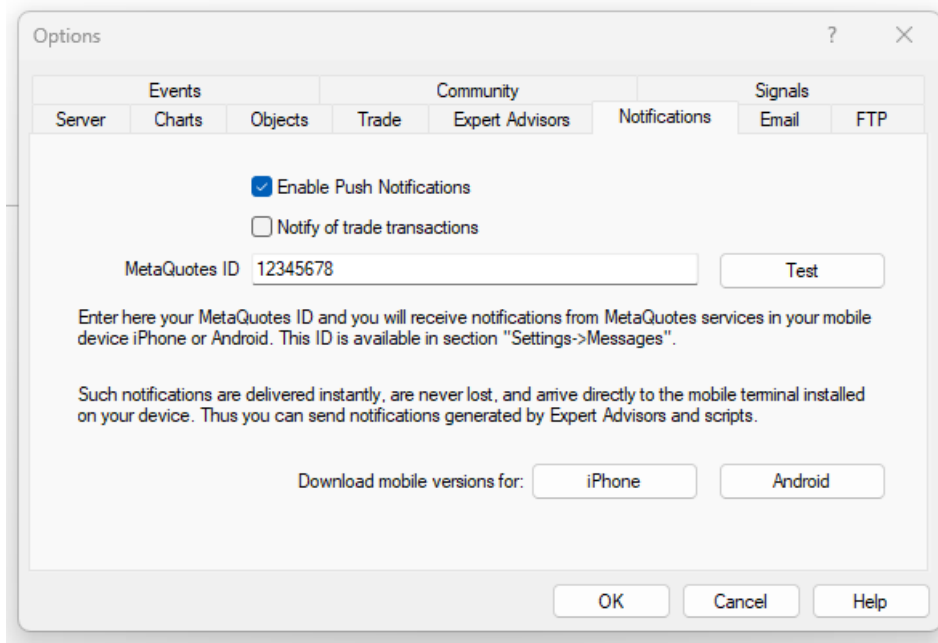
MT 5



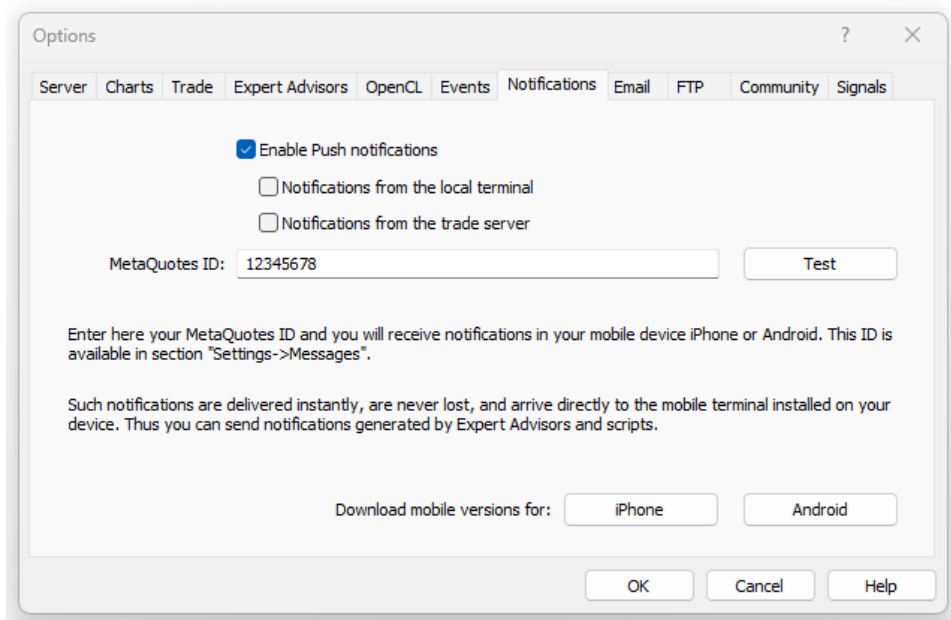
Notification alerts

In Meta trader under Options – Notifications make sure Enable Push Notifications and MetaQuotes ID is filled in for Mobile Notification alerts

MT4















MT 5




















Enable Push Notifications must be ticked and MetaQuotes ID added

For more information: https://www.metatrader4.com/en/trading-platform/help/setup/settings_notifications




Order Block Settings.

Variable	Value
 Menu2	***** OB Settings *****
 Number_of_Bars_to_Use	120
 Solid_OB	true
 Alert_on_OB_First_touch_only	true
 Entry_half_of_OB	true
 Remove_invalidated_OB	true
 Remove_invalidated_OB_afterBars	0
 Invalidated_OB_by	PRICE
 BoS_Filter	true
 FILTER_OB_can_touch_BoS_line	false
 Mark_OB_Touched	true
 Extend_Regtangle_by_xBars	3




POI settings.

Variable	Value
 Menu3	***** POI Settings (Higher Timeframe OB)...
 Mark_POI_Touched	false
 Show_POI_BoS	false
 Remove_invalidated_POI	true
 Remove_invalidated_POI_after_bars	0
 Invalidated_POI_by	PRICE
 POI_TimeFrame_1	M1
 POI_TimeFrame_2	M5
 POI_TimeFrame_3	M15
 POI_TimeFrame_4	M30
 POI_TimeFrame_5	H1
 POI_TimeFrame_6	H4
 POI_TimeFrame_7	D1
 POI_TimeFrame_8	W1
 POI_TimeFrame_9	MN1
 POI_Outline_Width	2
 POI_BoS_Line_Width	4















VIB Settings

Variable	Value
 Menu_VIB	***** VIB Settings *****
 Vol_Imbalance_Length	20
 Solid_VIB	false


















GAP settings

Variable	Value
 Menu_GAP	***** GAP Settings *****
 Gap_Line_Length	10
 Solid_Gap	false










Equal High / Low Settings

Variable	Value
 Menu_EHL	***** Equal High Low Settings *****...
 High_Low_Mode	Fractal
 Extend_Line	true
 Menu_EHL_2	**** Points Settings (Fractal Mode) ****
 Minimum_Bars_between_Points	0
 Maximum_Bars_between_Points	20
 Maximum_Point_difference_between_Points	2
 Extended_Line_Length	50
 Menu_EHL_3	**** Points Settings (Bar Mode) ****
 Minimum_Bars_between_Points_bm	0
 Maximum_Bars_between_Points_bm	2
 Maximum_Point_difference_between_Points_bm	0
 Extended_Line_Length_bm	50
 Equal_H_L_Outline_Width	3

Liquidity Settings
























Variable	Value
 Menu_LIQ	***** Liquidity Settings *****
 Show_Current_Day	false
 Show_Previous_Day	true
 Show_Current_Week	false
 Show_Previous_Week	true
 Show_Current_Month	false
 Show_Previous_Month	true
 Show_Previous_Sessions	false
 Show_X_Days_Previous_Sessions	2
 Extend_Liq_by_x_bars	10
 Show_Liquidity_line_labels	true
 Liq_Long_Label_names	true
 Liquidity_Line_Width_Daily	1
 Liquidity_Line_Width_Weekly	1
 Liquidity_Line_Width_Monthly	2
 Liquidity_Line_Width_Session	1
 Liquidity_Line_Style	2

Sessions Settings










Variable	Value
 Menu_Sessions	***** Sessions Settings ***** ...
 days	2
 Show_NY_midnight	false
 Show_Session_only_upto	M30
 Draw_Regtange_as	Outline
 TimeZone_Option	Auto
 Manual_TimeZone	0
 Show_Session_labels	true
 Session_Long_Label_names	false
















Session Time Settings

All time settings - Hours must be in NY time zone

Variable	Value
 Session_Times	***** Sessions Times *****
 ASIAN_start_hour	20
 ASIAN_end_hour	6
 LONDON_start_hour	3
 LONDON_end_hour	12
 NY_start_hour	8
 NY_end_hour	17
 KillZone_Times	***** Kill Zone Times *****
 ASIAN_Killzone_start_hour	19
 ASIAN_Killzone_end_hour	23
 LONDON_Open_Killzone_start_hour	2
 LONDON_Open_Killzone_end_hour	4
 LONDON_Close_Killzone_start_hour	11
 LONDON_Close_Killzone_end_hour	13
 NY_Killzone_start_hour	7
 NY_Killzone_end_hour	9
 Silver_Bullet_Times	***** Silver Bullet Times ***** ...
 London_Open_Silver_Bullet_start_hour	3
 London_Open_Silver_Bullet_end_hour	4
 NY_AM_Session_Silver_Bullet_start_hour	10
 NY_AM_Session_Silver_Bullet_end_hour	11
 NY_PM_Session_Silver_Bullet_start_hour	14
 NY_PM_Session_Silver_Bullet_end_hour	15

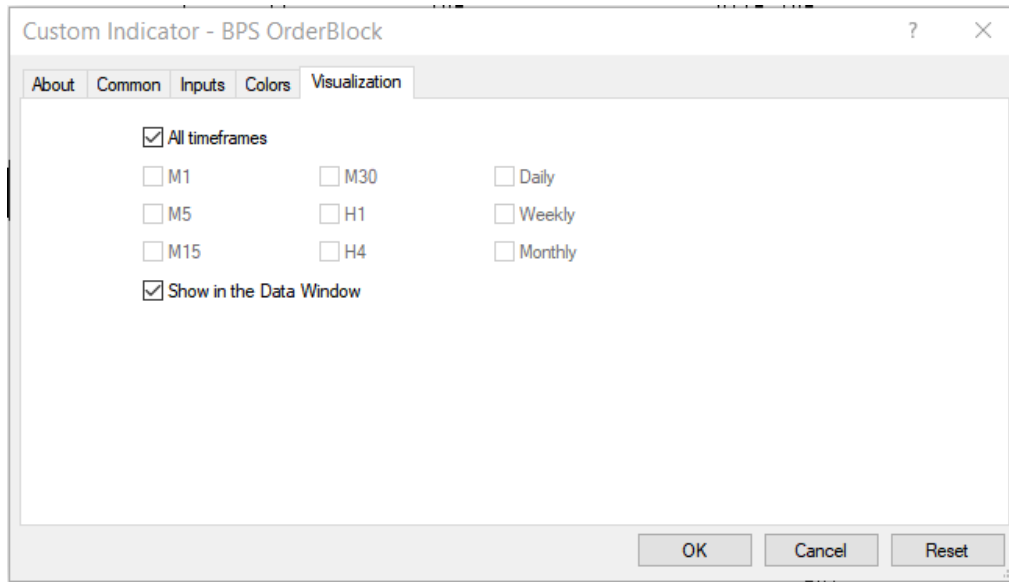
Other Settings

Variable	Value
 Menu4	***** Other Settings *****
 Button_Corner	Right
 Price_Font_Size	7
 Popup_Alert	true
 Push_Notifications	true
 eMail_Alert	false
 Minimum_minutes_between_Alerts	5
 Take_Screenshot_on_Alert	false
 Hide_Menu	false

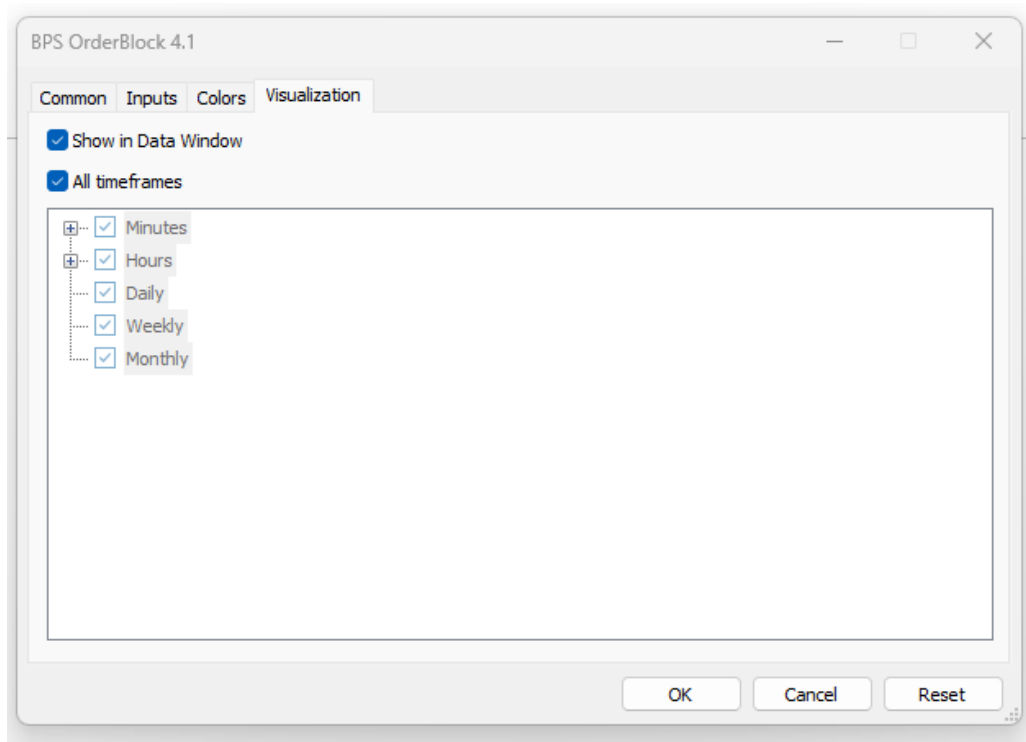
 Menu_External_Sound	***** External Sound Settings ***** ...
 Menu_External_Sound1	
 Menu_External_Sound2	Disable Alert Event under Options for this sound f...
 Menu_External_Sound3	
 Menu_External_Sound4	***** ...
 Play_External_Sound_Files	false
 SoundFile_Bullish_BoS	mysound1.wav
 SoundFile_Bullish_OB	mysound2.wav
 SoundFile_Bullish_Imbalance	mysound3.wav
 SoundFile_Liquidty_High	mysound4.wav
 SoundFile_Bearish_BoS	mysound5.wav
 SoundFile_Bearish_OB	mysound6.wav
 SoundFile_Bearish_Imbalance	mysound7.wav
 SoundFile_Liquidty_Low	mysound8.wav
 Update_Cycle	10

Set Timeframe, Normally All timeframes

MT 4



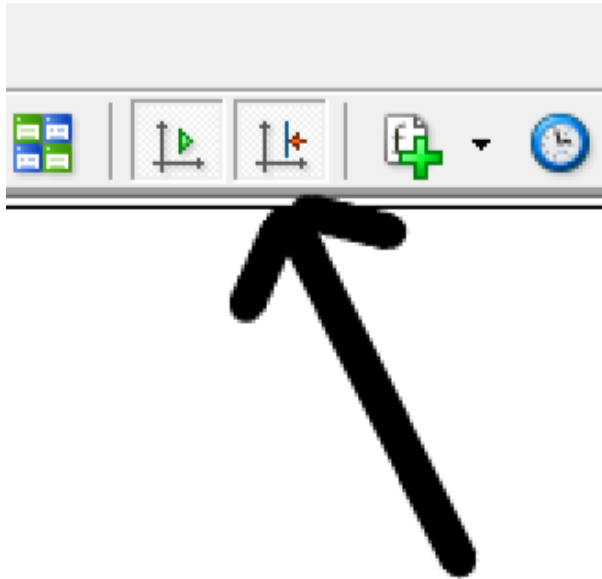
MT 5



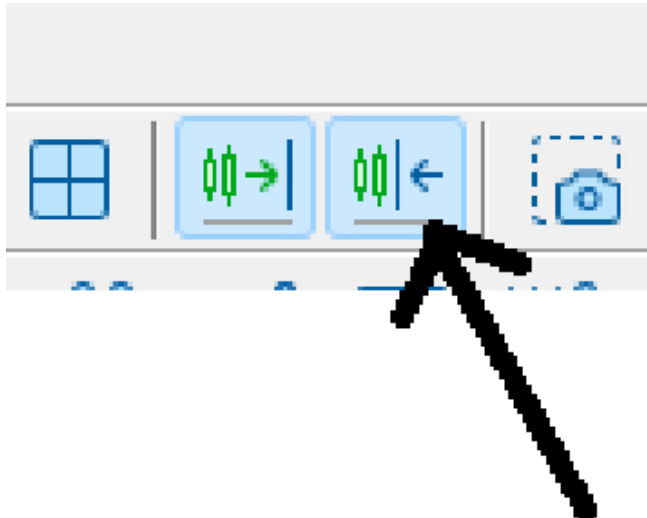
Enable “Chart Shift” to allow room for RR and Buttons on chart.

Button must be selected

MT 4






MT 5



Indicator Buttons:

Click on the Button to change the status

Enabled 	1	Enabled
OB 	2	Order Block
BOS 	3	BoS Enabled
OB RR Auto 	4	OB RR Auto
POI H1 	5	POI H1
FVG Curr. 	6	FVG Current
Vol Imb 	7	Vol Imbalance
Gap's 	8	Gap's Off
EQ H/L 	9	EQ H/L Off
Liquidity 	10	Liquidity Chart
Sessions 	11	Sessions
Price Lev 	12	Price Levels Off

1. Button 1 - 4 states
 - Enabled - indicator is enabled
 - Trend Up - Up trend filter enabled
 - Trend Dn – Down trend filter enabled
 - Disabled – Indicator disabled
2. Button 2 OB - 2 states
 - OB enable - show OB's
 - OB disabled
3. Button 3 BoS – 2 states
 - BoS Enable – show Bos
 - BoS disable
4. Button 4 OB RR – 2 states
 - OB RR enable – show RR when current price touch OB
 - OB RR disabled
5. Button 5 POI - 10 states
 - State 0 - Disable POI
 - State 1 to 9 - Show POI for the time frames setup under options
6. Button 6 FVG / Imbalance – 2 or 11 states depend on settings
 - State 0 – Disable FVG
 - State 1 to 9 - Show FVG for the time frames setup under options
 - State 10 – Show FVG / Imbalance for the current chart time frame
7. Button 7 – Volume Imbalance - 2 or 11 states depend on settings
 - Vol. Imb. Enable – show Volume Imbalance
 - Vol. Imb. disable
8. Button 8 Gab's – 2 states
 - Gap Enable – show Gaps
 - Gap disables
9. Button 9 Equal HL – 2 or 11 states depend on settings
 - Equal HL Enable – show Equal High and Low's
 - Equal HL disables
10. Button 10 Liquidity – 3 states
 - Liquidity Enable – show Liquidity on the chart
 - Liquidity Enable – show Liquidity on the right side of the chart
 - Liquidity disables
11. Button 11 Sessions - 9 states
 - Session – show Sessions
 - Kill zones – show Kill zone sessions
 - Silver Bullet - show Silver Bullet sessions
 - Sessions disables
12. Button 12 Price Levels - 6 states
 - Price OB – show OB price levels next to OB
 - Price POI – show POI price levels next to POI
 - Price FVG / IMB – show FVG / IMB price levels next to FVG / IMB



For Free Forex EA, Indicators and more Visit
ForeXCracked.com

Join Our Telegram Group Chat To Discuss Further About These.

>>>> https://t.me/fxcracked_backup

Free trading system, Reviews of Brokers, EA and more.

>>>> <https://www.fxcracked.com>

Our forum

>>>> <https://www.JustForForex.com>

Our Discord Channel



>>>> <https://discord.gg/43P5CRk>

Reliable and Trusted FOREX VPS

>>>> <https://fxvm.net/>

Our Trusted Broker List



>>>> <http://bit.ly/Trusted-Brokers>

	Min Deposit of 5\$ Allow Cent Account Levergae up to 1:888	Register
	Min Deposit of 20\$ Allow USA Traders Levergae up to 1:500	Register

Trusted Forex Signals

	 trade_with_sam Earn While Learn ★★★★★ 5.0 (41 reviews)	FOREX SIGNALS 600 to 800 Pips Weekly 90% Accurate
--	---	--

Free 30\$ No Deposit Forex Bonus

Get your \$30 Trading Bonus*	 
<small>*T&Cs apply. Forex and CFD trading is high risk and can result in the loss of all your invested capital.</small>	Open an Account

- Price Liq – show Liquidity price levels next to liquidity
- Price All – show OB, POI , FVG / IMB and Liquidity price levels
- Price Levels disables

-  - Take a Screenshot of current chart and save it

FAQ

- Buttons is on top of my chart / covering the chart
Enable “Chart Shift”

- Is the source code available?

No

- Metatrader slow or non-responsive

Goto each time frame of you chart and press “Home” button a couple of time to update and add more data / bar to your chart before you add indicator for the first time

- Where can I learn more about Order Blocks?

Take a look at these YouTube Channels

<https://www.youtube.com/@InnerCircleTrader>

<https://www.youtube.com/c/StarseedFX>

<https://www.youtube.com/c/VertexInvesting>

<https://www.youtube.com/c/mentfx>

-

Terminology:

BOS - Break of Structure

OB – Order Block

POI – Point of Interest (Higher timeframe OB)

RR – Return on Risk / Risk / Reward ratio

FVG – Fair Value Gap

IMB – Imbalance