

HIGHLIGHTS AT Scouts Gold V9.5.5

1. Consider trading starting from the 2nd order: when the EA has opened 1 orders, starting from the 2nd order, if the reversal momentum is strong enough, the EA is allowed to add new orders,
2. fixed the "OUT OF TRADING TIME" error, which appeared when Ea was restarted while having several floating positions. V9.5.5 has fixed this error, so you can rest assured to trade and restart Mt4 when necessary.
3. Removed Trading on Monday: because some countries have time zones that deviate quite far from GMT, the EA cannot trade on Mondays once the market has started, so this function is removed to ensure Your trading time of the week is the most.

GUIDE USE EA Scouts Gold V9.5.5

EA works only on Gold

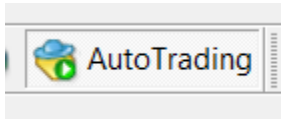
XAUUSD

Time Frame: M1

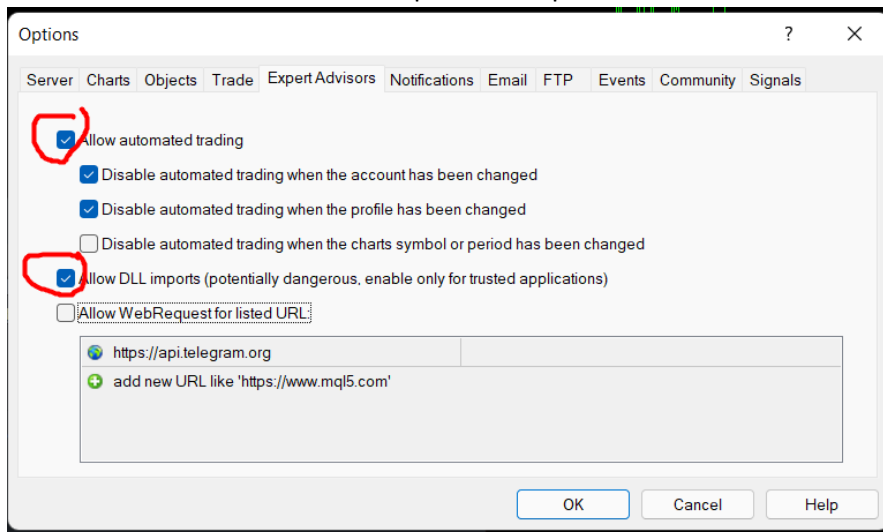
This ea does not work well on brokers with the last 3 digits. (for the gold pair).

Notes before installation:

1. You need to enable the **AUTO TRADING** button before installing Ea



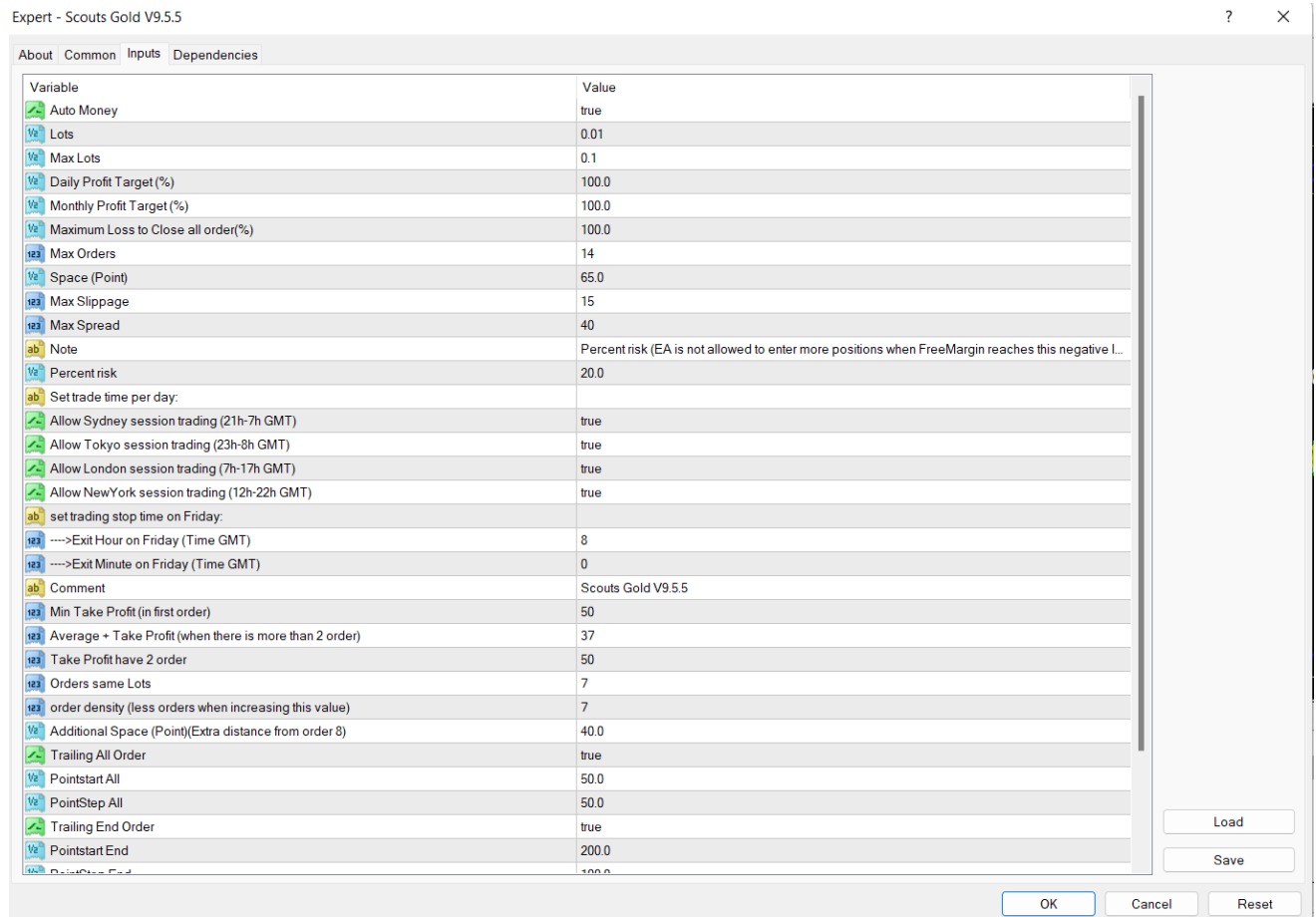
2. Tick 2 boxes: Allow Automated trading and Allow DLL follow the link : Tools -> Options -> Expert Advisors : ...



Watch installation instructions Video at:

<https://www.youtube.com/watch?v=JqFXxrIMUTY>

EXPLANATION OF INPUT PARAMETERS



1. Auto Money:

If **True**: Ea will automatically manage the following parameters:

If (Balance<1200)	{Lots=0.01;MaxLots=0.1;}
If (Balance >=1200&& Balance <2000)	{Lots=0.01;MaxLots=0.15;}
If (Balance >=2000&& Balance <2500)	{Lots=0.02;MaxLots=0.2;}
If (Balance >=2500&& Balance <3000)	{Lots=0.02;MaxLots=0.25;}
If (Balance >=3000&& Balance <3500)	{Lots=0.02;MaxLots=0.3;}
If (Balance >=3500&& Balance <4000)	{Lots=0.03;MaxLots=0.4; }
If (Balance >=4000&& Balance <4500)	{Lots=0.03;MaxLots=0.4; }
If (Balance >=4500&& Balance <5000)	{Lots=0.03;MaxLots=0.5;}
If (Balance >=5000)	{Lots=0.03;MaxLots=0.7; }

If **False**: You need to set the parameters manually (Lots and Max Lots)

- Lots**: Trading volume in the first orders, then, Ea will automatically calculate the lot according to the Fibonacci coefficient
- Max Lots**: The largest opened volume



For Free Forex EA, Indicators and more Visit
ForeXCracked.com

Join Our Telegram Group Chat To Discuss Further About These.

>>>> <https://t.me/fxcracked>

Free trading system, Reviews of Brokers, EA and more.

>>>> <https://www.fxcracked.com>

Our forum

>>>> <https://www.JustForForex.com>

Our Discord Channel

>>>> <https://discord.gg/43P5CRk>

Reliable and Trusted FOREX VPS

>>>> <https://fxvm.net/>

Our Trusted Broker List

>>>> <http://bit.ly/Trusted-Brokers>

	Min Deposit of 5\$ Allow Cent Account Levergae up to 1:888	Register
	Min Deposit of 20\$ Allow USA Traders Levergae up to 1:500	Register

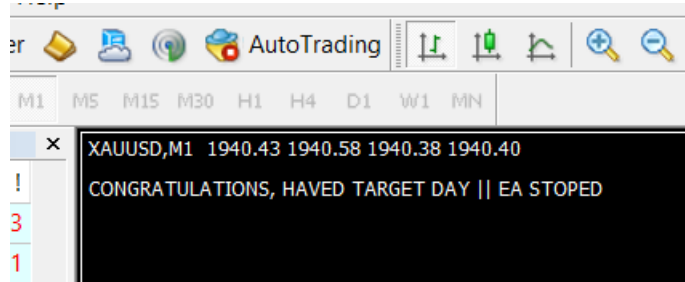
Trusted Forex Signals

	 trade_with_sam Earn While Learn ★★★★★ 5.0 (41 reviews)	FOREX SIGNALS 600 to 800 Pips Weekly 90% Accurate
--	---	--

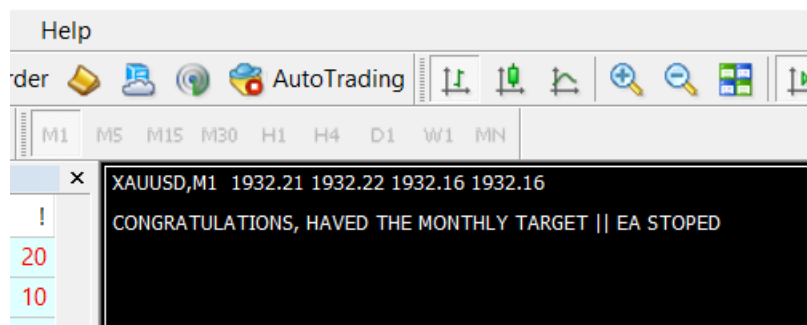
Free 30\$ No Deposit Forex Bonus

Get your \$30 Trading Bonus*	 
<small>*T&Cs apply. Forex and CFD trading is high risk and can result in the loss of all your invested capital.</small>	Open an Account

4. **Daily Profit Target (%):** Set profit target for 1 day, when target is reached, ea will stop trading for that day.



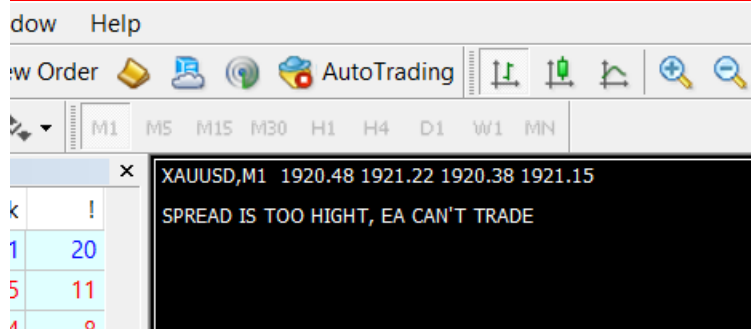
5. **Monthly Profit Target (%):** Set a profit target for 1 month, when the target is reached, ea will stop trading for that month, and will automatically trade again in the new month. If you want Ea to continue trading once you reach your monthly target, you need to remove and reinstall Ea. (At this time, I recommend reducing your trading volume and max Loss to ensure your monthly profit)



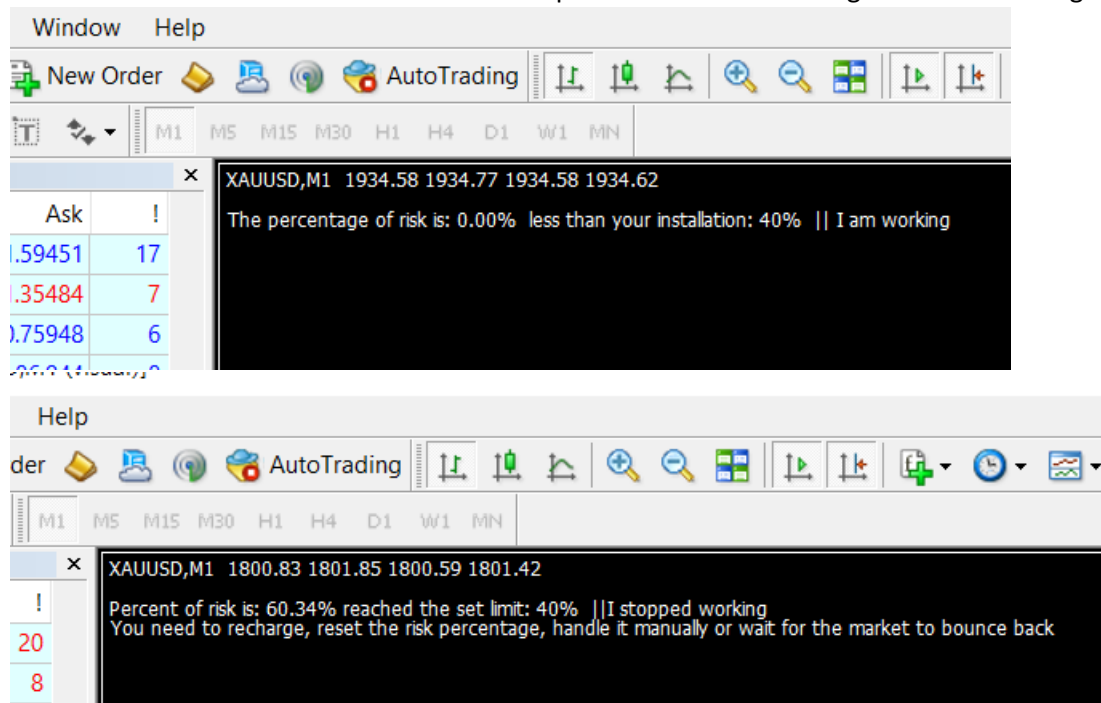
6. **Maximum Loss to Close all order (%):** {Stop Loss} Ea will close all open positions when Balance is negative by a certain %. if you don't want stop loss, set it = 100.
you should reserve 1 account for this Ea, because Ea can stop loss if installed while your account is in negative position floating.
7. **Max Orders:** Maximum number of positions allowed to open.
8. **Space (Point):** Minimum distance between two positions (in points)
9. **Max Slippage:** Maximum acceptable slippage relative to the order position.
10. **Max Spread:** Ea will not enter an order when the spread is larger than this number.

YOU NEED TO ADJUST THIS SPECIFICATION TO YOUR ACCOUNT TYPE:

For example, if the average spread on your account is 17, you can set Max Spread = 17+5 = 22



11. Percent risk: EA is not allowed to enter more positions when FreeMargin reaches this negative level.



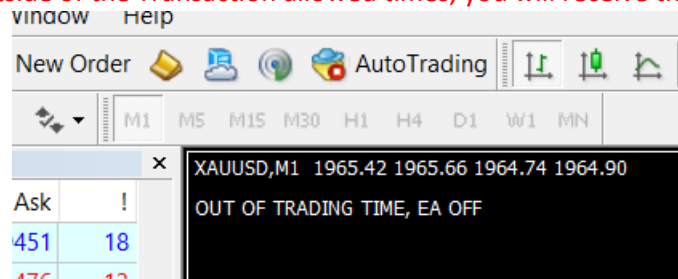
12. Set Trade time per day

<input checked="" type="checkbox"/> Set trade time per day:	
<input type="checkbox"/> Allow Sydney session trading (21h-7h GMT)	true
<input type="checkbox"/> Allow Tokyo session trading (23h-8h GMT)	false
<input type="checkbox"/> Allow London session trading (7h-17h GMT)	false
<input type="checkbox"/> Allow NewYork session trading (12h-22h GMT)	true
<input checked="" type="checkbox"/> set trading stop time on Friday:	
<input type="checkbox"/> ---->Exit Hour on Friday (Time GMT)	18
<input type="checkbox"/> ---->Exit Minute on Friday (Time GMT)	0

Allow Sesions trading : True or false

Exit Hour on Friday (Time GMT): trading stop time on Friday

When outside of the Transaction allowed times, you will receive this message:



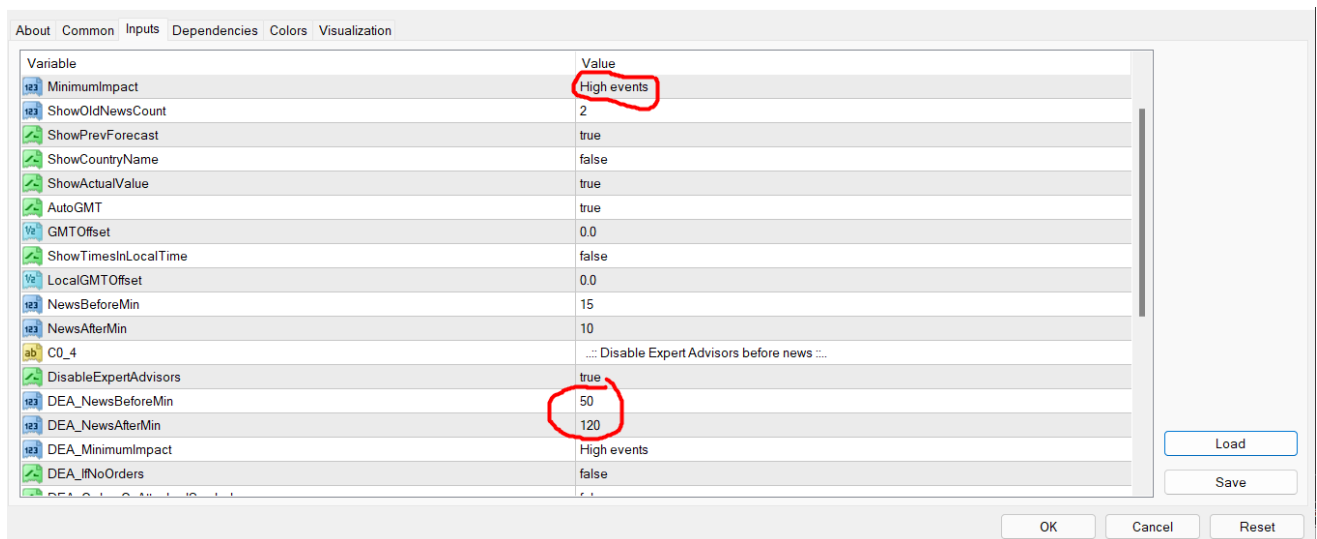
13. Min Take Profit: when there is only 1 order, this is the minimum positive distance for the EA to start trailing
14. Average + Take Profit: When there are more than 2 orders, Ea will average the price and add a certain distance then start trailing.
15. Take profit have 2 order: used to calculate take profit distance when there are 2 orders.
16. Order same Lots: Number of Orders with the same first volume
17. Orders Density: The number of orders opened during the day is determined by this parameter, the higher the number--> the EA will open fewer orders but is safer.
18. Additional Space: starting from Order 8, Open position for orders greater than 8 = Space + Additional Space
19. Trailing All Orders:
if it = false, Ea will not trailing but close all orders when the total position is positive.
20. Trailing End Order: Ea will trailing the last open position when it qualifies.
21. Trailing First Order: Ea will trailing the first open order when it qualifies

ABOUT NEWS FILTERS

Ea will automatically turn off when there is important news, and automatically reopens 2 hours after the news is announced. However, in some cases your account will have some floating positions. you need technical analysis and manual handling in that case, before the news is published.

Currently, I am defaulting to turning off the EA 50 minutes before news is published. if possible, proactively Remove the EA manually when your account has no open positions before the news is published.

You can reset Ea On and Off time in Indicator input.



when the news is published, AUTO TRADING OFF and you are in some floating position. WHAT TO DO AT THIS TIME?

in that case you need to handle it manually.

I have noted in the instruction file.

if you keep my default news filter setting -> Auto Trading off 50 minutes before news is published. you need to process those floating positions 50 minutes in advance.

according to my experience. if you have <4 positions you can hold and let the EA handle them automatically 2h after the news is published

if you have more than 4 positions, you need analysis to predict the direction of the price....

if the news is predicted in favor of USD, and you have short positions, you can keep the positions and close the positions manually when they are profitable. or set TP and SL manually. and vice versa.

Besides, you also need technical analysis to confirm your decision, if it supports the news predictions, keep the positions, just set TP and SL manually. If it is contrary to the predictions of the news, you side deal with them as soon as possible. or you can set TP and SL manually to ensure that the account does not suffer too much damage when the news predictions are not as expected.

Contact:

Telegram: @jacknguyenkt

WhatsApp: +84935526126