

Trend Squeezer Bonus System

Yes, as long as you learn how to identify the trend and how to profit from it you will be always on the money as you advance on your trading career.

As every experienced forex trader knows, the forex markets have a characteristic that make them kind of special compared to other capital markets, that is, Forex is a highly trending market. And you can probe it to yourself by looking at the forex charts in any time range you choose. If you watch with attention you will realize there are always marked trends for any currency pair you choose to watch. Then the art is in identifying the trend early enough to enter the market with an edge in your favor and also in learning when to exit an exhausted trend that is about to reverse. That's, in a few words, all you need to make money with Forex.

A forex trading system that is based on the trending characteristics of the market is, in short, a system based on common sense and logic. And besides this kind of approach has the advantage that it tends to be simple, stable and consistently profitable. With this system you are not trying to read the future with a crystal ball but you are opening your eyes to the most basic behavior the forex market can show to any smart trader.

Learning the correct approach to identify the trends when forex trading can make you a highly profitable trader. There are people who makes more than \$10000 dollars per week using this simple approach to trading the forex. Sometimes we think that everything involved with forex trading has to be overly complicated in order to work. But simple approaches can work too if you know how to use them.

So in this short bonus report I want to represent you my secret Forex system, that I've used very successful for years now – Forex Trend Squeezer.

Here are 7 steps how to start using this amazing system:

1. If you haven't already downloaded Metatrader 4, do that first. It is a piece of software that will interact with your forex broker and place trades, display charts, display your account information, etc. You can download it here <http://www.metatrader4.com/>
2. Copy file from indicators folder that you extracted from the zip file you downloaded and place it in : C:\Program Files\Your Broker's Name – Metatrader\experts\indicators
3. Copy file from Templates folder and place it in : C:\Program Files\Your Broker's Name-Metatrader\templates
4. Open up metatrader. If you already had metatrader running, please exit out of it and restart it.
5. Then open up a 1 Hour chart of any currency pair that you would like the AutoPipsProfit TrendSqueezer System to run on. I recommend you to run it on 1H chart and trade EUR/USD (preferably); GBP/USD and USD/JPY pairs
6. Then right click on the Hour Chart you made in step 5, and choose Trend_Squeezer template
7. Click Ok and you are set!



**For Free Forex EA, Indicators and more Visit
ForeXCracked.com**

Join Our Telegram Group Chat To Discuss Further About These.

>>>> <https://t.me/fxcracked>

Free trading system, Reviews of Brokers, EA and more.

>>>> <https://www.fxcracked.com>

Our forum

>>>> <https://www.JustForForex.com>

Our Discord Channel



>>>> <https://discord.gg/43P5CRk>

Reliable and Trusted FOREX VPS

>>>> <https://fxvm.net/>

Our Trusted Broker List



>>>> <http://bit.ly/Trusted-Brokers>

	Min Deposit of 5\$ Allow Cent Account Levergae up to 1:888	Register
	Min Deposit of 20\$ Allow USA Traders Levergae up to 1:500	Register

Trusted Forex Signals

	 trade_with_sam Earn While Learn ★★★★★ 5.0 (41 reviews)	FOREX SIGNALS 600 to 800 Pips Weekly 90% Accurate
--	---	--

Free 30\$ No Deposit Forex Bonus

Get your \$30 Trading Bonus*	 
<small>*T&Cs apply. Forex and CFD trading is high risk and can result in the loss of all your invested capital.</small>	Open an Account

This is not single useless indicator it's complete package on indicator which will point right moment to place a trade.

Decision concerning entry market or position closing is taken only after the candle is closed. At the top of a diagram you will see the percent scheme of indication showing how much time has passed from the current bar.

As you have noticed, the trading system is trendfollowing. It is completely based on trading indicators, which signals confirm each other.

I am not going to tire you by each indicator's description. There is no need for you know it – the most important is the result you will get using this method. So let's consider the conditions that show the signal to buy.

Entry the BUY (long) position is fulfilled under the following conditions:

1) Green color of running line on price chart; 2) color of the candle on the main chart is dark blue; 3) green color of the last point formed at the signal time or several bars from it; 4) on the main additional diagram a combo indicator points the following indexes (monitored bottom-up): a) a green criss-cross inside the quadrate; b) a green quadrate; c) a green criss-cross; d) a green indicator with up direction at the signal time or a bit earlier; 5) on the second additional diagram a white line has crossed a red one from the bottom upwards or it is already above it; 6) a current green column on the third diagram.

Closing of BUY position: at the reverse signal, stop-loss or take-profit;

Entry Sell position (short) is fulfilled under the following conditions:

1) a red running line on the price chart; 2) an orange candle on the main chart; 3) a red color of the last point, formed at the signal time or several bars from it; 4) on the main additional diagram a combo indicator points the following indexes (monitored bottom-up): a) a red criss-cross inside the quadrate; b) a red quadrate; c) a red criss-cross; d) a red indicator with up direction at the signal time or a bit earlier; 5) on the second additional diagram a white line has crossed a red one from the bottom upwards or it is already above it; 6) a current red column on the third diagram.

Closing of SELL position: at the reverse signal, stop-loss or take-profit;

Recommended SL from 70 pips, TP from 40 pips, trailing stop from 15 pips. The specific size of these parameters are selected individually, taking into account risk tolerance and specifics of your broker.



It should be noted that the manual trading system can give only the BUY or SELL signal. Capital management (stop-loss, take-profit, trailing-stop, risk management) fully depends on trader and he is the only one to make successful trades.

I wish you good luck in trading and hope my system will help you achieve success!

Justin Delmar